



RoofSafe Anchors with Force Management technology for standing seam roof systems



RoofSafe Anchors with Force Management technology for standing seam roof systems



contents


working safely at heights	02
force management systems	03
anchor installation	03
structural validation	04
installation detail	05
system design parameters	05
rail systems	05
system integration	06
performance tested	06

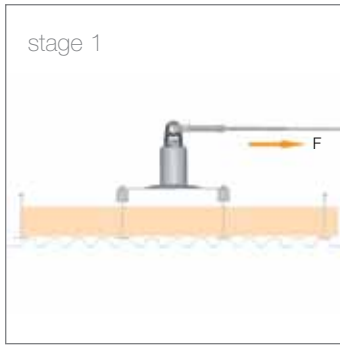
for more information about our range of equipment visit our website at www.unilinesafety.com

working safely at heights

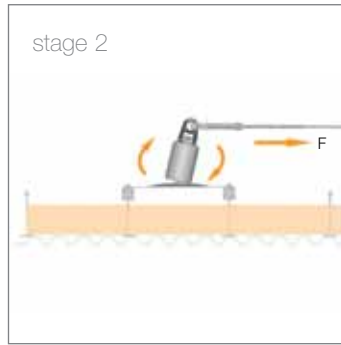
Roof work can be a hazardous and high risk activity. The risks can be mitigated and effectively controlled by using a fall protection system in conjunction with management controls and training.

Uniline Safety Systems are experts in their field and provide sound advice to assist you in making a well informed safety decision that will reduce the chances of avoidable workplace accidents.

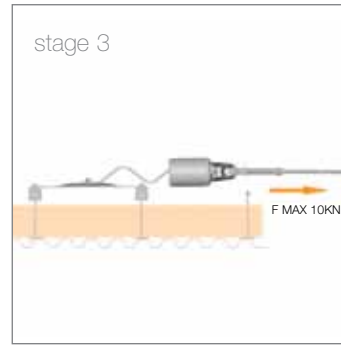




pre-activation technical drawing



activation technical drawing



post-activation technical drawing

how it works

Uniline's technically superior RoofSafe Anchors permit many metal decks, plywood and concrete roof constructions to be used as structural anchors, by limiting the forces that are generated in the event of a fall to less than 10kN through a built in energy absorber.

Built in energy absorbing elements are particularly beneficial in 'top fix' safety anchors as they enable energy to be absorbed throughout the entire fall protection system. This is especially important in short systems and systems with corners, as loads in these cases can be very high and beyond the tolerance of the roof system. Roof anchors which do not incorporate energy absorbing elements, have limited use as anchor devices on metal roof systems.

The reaction of the RoofSafe Anchor in the event of a fall re-orientates the load to a more beneficial plane for the roof structure, before deployment of the energy absorber reduces the fall energy and distributes the load through the fixings, ensuring the safe arrest of the worker, or workers.

standing seam roof systems

anchor installation

The anchors are easily fitted from the top of the roof structure using aluminium clamps which do not penetrate the roof sheet. The number and size of clamps have been calculated to counter the overturning moment applied by the anchor in the first stage of activation and resist the shear load in the second stage of activation when the energy absorber deploys.

Clamps are available to suit a range of different standing seam roof profiles. All offer non-penetrative fixing solutions.



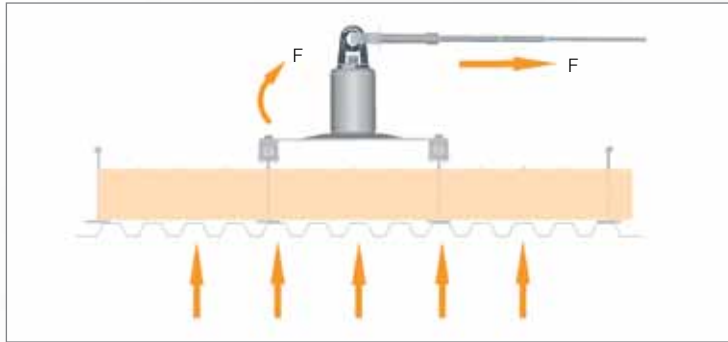
uniline S5 clamps



standing seam roof system installation



standing seam roof system installation



uplift forces technical drawing

structural validation


RoofSafe Anchors can only be installed on roof systems that have been validated as capable of supporting the distributed loads applied in the event of a fall. Uniline offer alternative solutions for roofs which are not suitable.

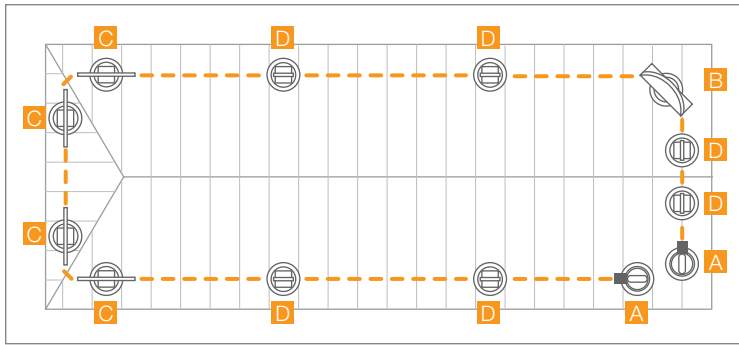
This predictable distributed load can be used to validate the roof systems suitability for use as a structural anchor and is typically less than 1kN/sq.m.

Integrating Uniline's cable safety systems into your building is made easy and trouble free with Uniline's range of patented RoofSafe anchors with Force Management technology.


The design of the anchor is neat and unobtrusive, limiting any visual impact to the building. Anchors are constructed from high grade alloy and can be colour coated to match the roof finish.

Aluminium provides excellent future potential for recycling, uses sustainable resources in the production process and has a high level of corrosion resistance.





system configuration technical drawing



typical installation detail

The anchors shown above are used for integrating Uniline's cable fall protection systems on to your building, thereby facilitating safe access.

Type A: End Anchors Type B: Corner Anchors
 Type C: Variable Anchors Type D: Intermediate Anchors

The Type D anchor may also be used as a single point anchor. (EN795 class A2).

Due to the very large number of roof profiles available in the market place, Uniline carries a wide range of standard stock sizes and can also produce special sizes on request and following validation of the roofing system.

For further information, please contact Uniline's Technical Department.

system design parameters

RoofSafe Anchors can be used with RoofSafe Cable systems to provide cost effective and functional safety access solutions.

Design requirements for the anchors are;

RoofSafe Cable: 12m maximum span (systems less than 12m must have at least one intermediate anchor).

RoofSafe Cable provides continuous hands free access for the user of the system.

System designs must be calculated using Uniline for Windows software in order to ensure that the proposed


layout can support the number of workers intended to use the system in the future. Furthermore the software will advise on the ground clearance required beneath the work area in order to safely arrest a fall.

Uniline provide technical drawings and specification details to help Architects and Building Safety Engineer's with the inclusion of its products in building specification documents and tenders, no matter how complex your requirements may appear. Local design support can be provided by our network of System Integration Specialists.

roofsafe rail system

Where the roof is pitched beyond 15 degrees and additional worker support is needed, Uniline recommends the specification of Roofsafe.

In addition, for shorter systems of less than 50m, Roofsafe offers a higher level of safety and functionality at a similar cost to a Force Management System. Contact us for further details.



05



uni-8



RoofSafe cable



RoofSafe cable



installer training



testing the system

system integration

RoofSafe Anchors and Uniline's cable systems should only be designed and fitted by companies and personnel authorised and trained to do so.

Uniline operates a training programme for its installation personnel to ensure competence. Installation technicians carry a competence record showing that they have been trained in the correct installation techniques required for our products.

Uniline operates this system for your peace of mind and the safety of the people that will use our products in the future. It is an integral part of our ISO9001:2000 quality system and ensures high standards are maintained.

performance tested

RoofSafe Anchors are tested to exceed the standards of EN795, are CE marked and come with a 10 Year Guarantee for performance and corrosion resistance. (Subject to terms and conditions).

For your peace of mind Uniline operates an ongoing policy of testing on 'as built' roof constructions and has achieved approvals from many manufacturers of roof system.

